



talking**ENGLISH**

**Cambridge**  
**C2 Proficiency**  
**Exam Training**

Trainer: Zelda Maclear

# lesson 1

- Introduction
- Lesson schedule
- Lesson Organization
- Exam overview
- Speaking
- Listening
- Reading & Use of English
- Writing
- Homework
- Questions between lessons

# organisation

- 10 lessons
- 4 skills, 2 of which can be done outside of class
- 2 skills (speaking and writing feedback) must be done in class
- explanation of each exam component
- practice speaking, listening
- 2 exam practice tests
- grammar on request

expectations

Only English, please

Personal goals


Personal  
responsibility

Practice makes  
perfect

exam overview



16 minutes



1 hour  
30 minutes

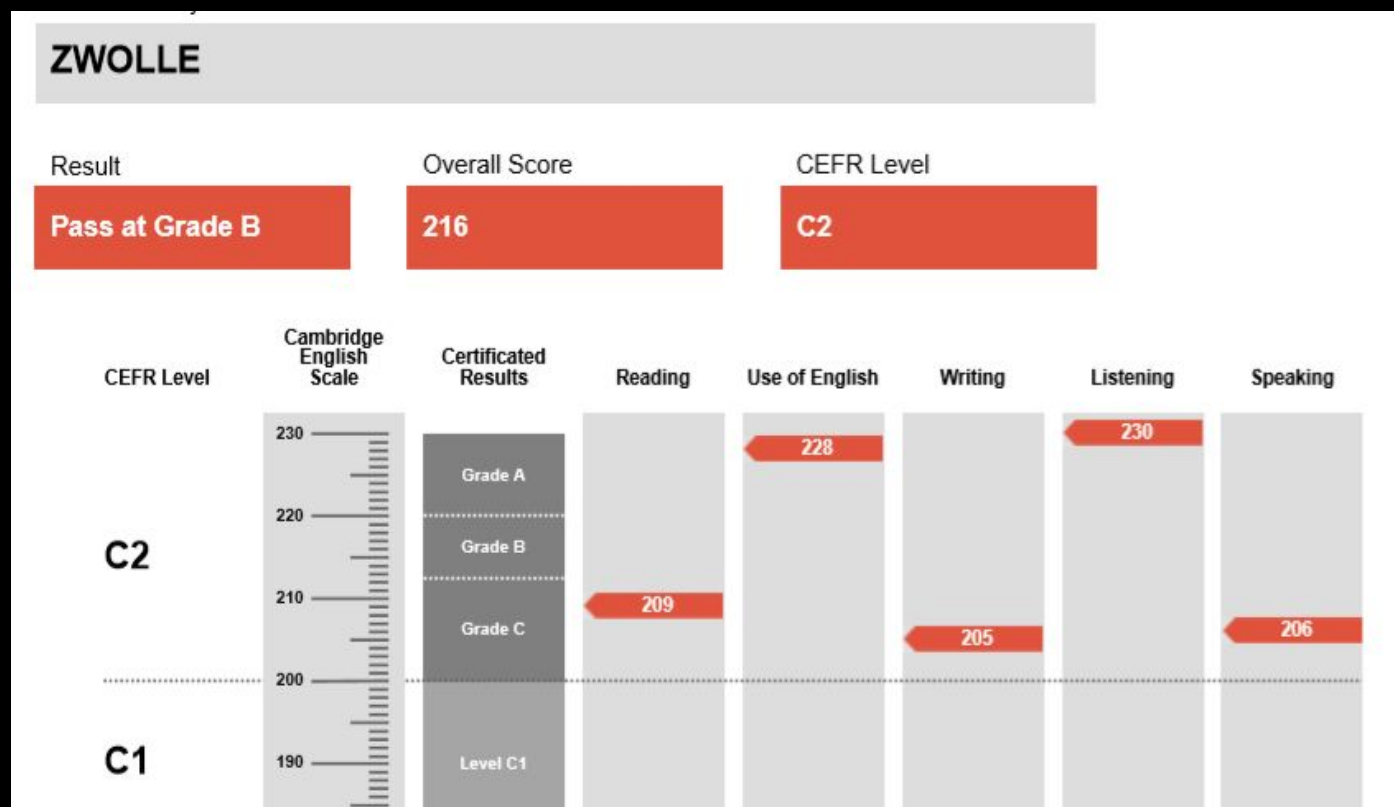


1 hour  
40 minutes

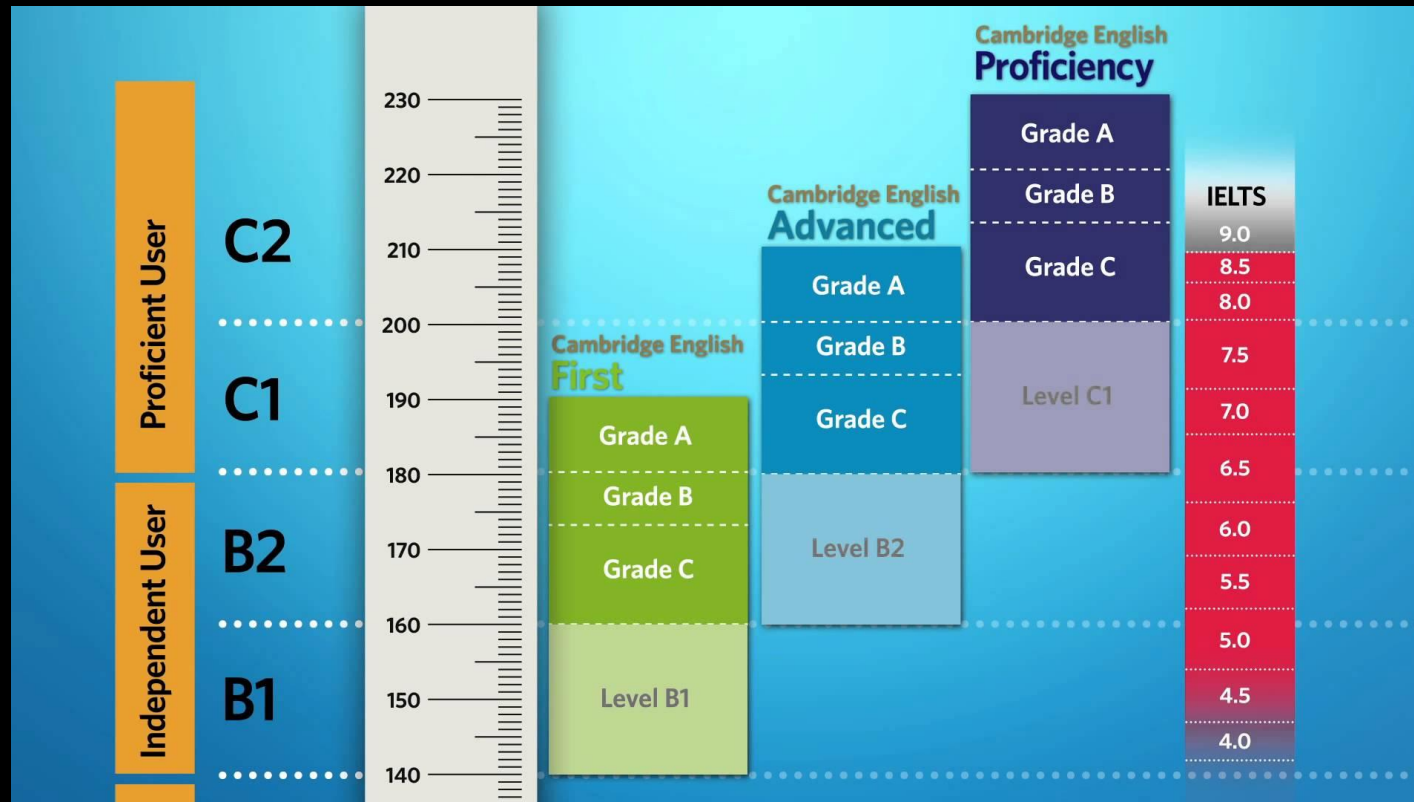


40 minutes

certificate



exam result





# speaking

Personal questions

2 min.

Talking about pictures

4 min.

Mini presentation / discussion with partner / discussion with interviewer

10 min.

**16 minutes**



speaking

exercises  
from the  
book



- Page 8
- Page 16
- Page 20
- Page 21

A grayscale photograph of a person's head and shoulders from behind, wearing large black headphones. The person's hair is short and dark. The background is a soft, out-of-focus light gray. The word "listening" is written in a white, lowercase, sans-serif font inside a white rectangular box in the upper left quadrant.

listening

Multiple choice	6 Q
Sentence completion	9 Q
Multiple choice (longer text)	5 Q
Multiple matching	10 Q

**40 minutes**

listening

exercises  
from the  
book



- Page 8 multiple matching
- Page 20 multiple choice



reading

use of english

Multiple choice cloze	8 Q
Open cloze	8 Q
Word formation	8 Q
Key word transformation	6 Q
Multiple choice	6 Q
Gapped text	7 Q
Multiple matching	10 Q

**1 hour 30 minutes**

reading / use

exercises  
from the  
book



- Page 9 – Multiple choice cloze
- Page 11 – Word formation
- Page 14 – Word formation
- Page 17 – Multiple matching

A black and white photograph of a person sitting at a desk, writing in a notebook with a pen. The person is wearing a checkered shirt. The background is blurred, showing what appears to be a window or another person. The word 'writing' is overlaid in a white box on the left side of the image.

writing

**1 hour 30 minutes**

**Essay:**

**2 texts - summarization and evaluation of key ideas**

**Choice of task type:**

- Article
- Letter
- Report
- Review
- Set text question
  - Article
  - Essay
  - Letter
  - Review
  - report

writing

# ESSAY PART 1

page  
22-23



- 2 texts about 1 topic
- Summarization and evaluation of ideas
- Use your own words
- Insert your own opinions
- 240-280 words



writing

plan out  
your work  
first



- Planning - ±10 minutes
- Writing - ±25 minutes
- Checking - ±10 minutes

writing

### Analyse the question:

- What is the general topic?
- What is the specific topic.
- What do you have to include in your writing?

What **vocabulary** should you include?

### Create **skeleton** plan:

- Introduction (what is your answer?)
- body Topic 1, Topic 2
- conclusion (re-paraphrase the introduction)

What grammatical **structures** can you use?

homework

- Work through Units 1 and 2, Exam folder 1, Writing folder 1
- Writing essay final paragraph; send final version to trainer (email trainer)

**Next lesson - 24 September**

## helpful links

- [www.cambridge-engels.nl](http://www.cambridge-engels.nl)
- <https://writeandimprove.com/>
- <https://www.cambridgeenglish.org/exams-and-tests/proficiency/>
- <https://dictionary.cambridge.org/>
- <https://www.merriam-webster.com/>
- **Sign up for an exam:** <https://cambridge-engels.nl/bookexams/>



talkingENGLISH

**Questions  
between lessons?**

email: [zmaclear@gmail.com](mailto:zmaclear@gmail.com)  
WhatsApp: 0611470342